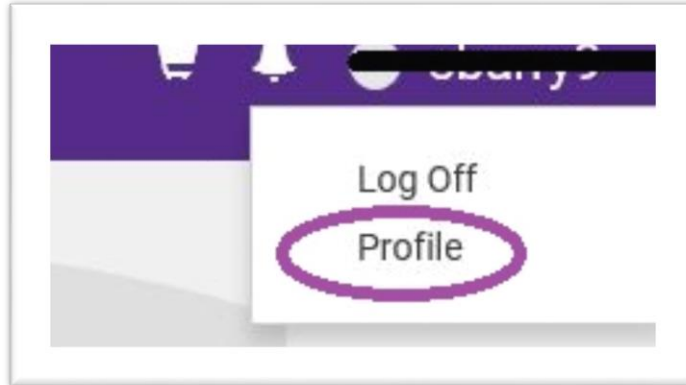
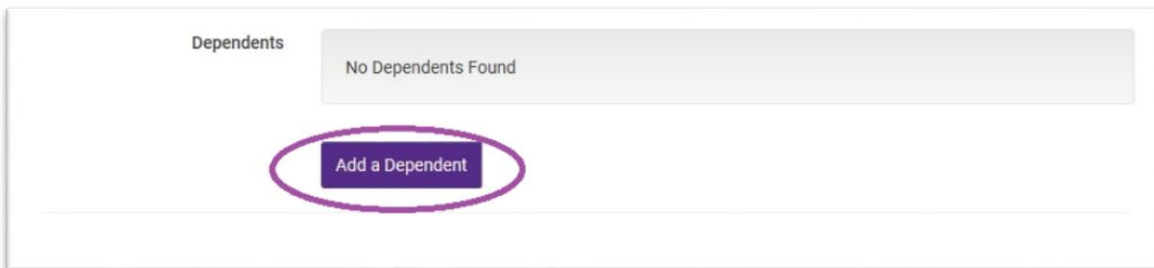


# Registration: How To Add Your Camper?

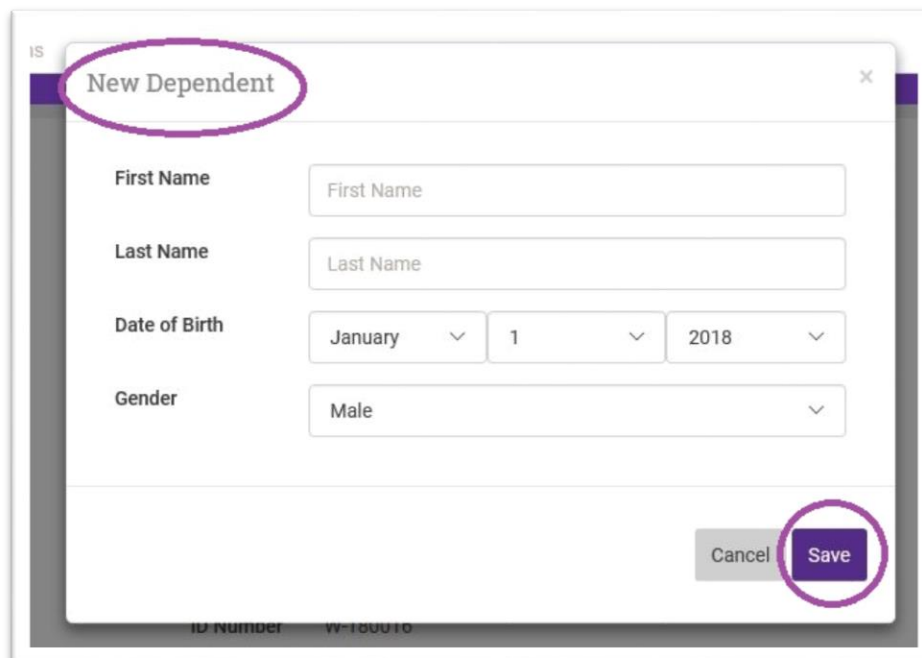
**Step 1: Click on your username in the top right hand corner.**



**Step 2: Select Add a Dependent.**



**Step 3: Fill In The Information and Select Save.**

A screenshot of a 'New Dependent' form. The title 'New Dependent' is circled in purple. The form contains four fields: 'First Name' (text input), 'Last Name' (text input), 'Date of Birth' (three dropdown menus for month, day, and year), and 'Gender' (dropdown menu). At the bottom right, there are two buttons: 'Cancel' and 'Save'. The 'Save' button is circled in purple. The form is set against a dark purple background.